

# THE WINDOW SOURCE®

Where America Shops for Windows and Doors



GREAT  LAKES  
WINDOW  
by Ply Gem



# Our 4 Step Installation Process


## Custom Manufactured

After your window consultant inspects and measures your openings your new windows are custom manufactured for a precise fit. Before leaving our state-of-the-art manufacturing facility your new windows are inspected to insure your complete satisfaction.



## New Windows Installed

Your old windows are removed and your new windows are installed and fully insulated. The new windows are squared and plumbed to provide a good fit and proper operation. A bead of high performance sealant is applied around the entire perimeter to properly seal the installation.





## THE WINDOW SOURCE®

- your smart choice

*The Window Source is the easy way for American homeowners to purchase windows for their home.*

*Our process is an easy, no-pressure way to select high quality energy efficient windows for your home at the best price.*

*Your new windows are custom manufactured to fit the exact dimensions of your existing openings. Our installers are factory trained to work with custom windows and doors.*

*There is a full line of styles and options to choose from to compliment the unique style of your home.*

*Need new windows for your home?*



**Made in USA**

## The Window Source makes it easy!

### Custom Exterior Cappings Installed (optional)

If you choose this popular option you will never have to paint the exterior casings around your new maintenance-free windows. Our installer will custom cut and fit aluminum capping material with a maintenance-free finish.



### Final Adjustment and Inspection

Your new windows are inspected and any necessary adjustments are made for proper operation. All old windows and debris from the job are removed. All work areas are thoroughly cleaned up. You are then presented with a satisfaction survey.



## We Believe Buying Windows Should Be Simple.

Replacing your windows shouldn't require a high-pressure sales pitch. We believe in giving you the information you need up front, so you can choose the best windows for your home. Compare Apples to Apples. Whatever your style, we can create a custom window that complements your home.

## Our Family Guarantee

We started as a one-man-shop, but today our team of 20+ people share our original mission; treat others the way we want to be treated. We insist on treating every customer as well as we'd treat our own friends and family. This is our promise and our guarantee to you.

## The Window Source

Our company is known for it's strong reputation. With hundreds of 5 star reviews, A+ BBB Rating, the Best Lifetime Warranty in the industry, home owners have the peace of mind knowing they can shop local, yet are protected by a National Brand and Top 5 Manufacturing facility.



## Our Commitment

Our warranty covers your entire window a life and transfers to a new homeowner one time if you choose to move.

*See full warranty for details.*



A+

45+ Locations  
Nationwide

### Standards On All Models:

- Fusion welded sashes and master frame with full 3¼ inch depth
- All sash and frame members are made with low maintenance premium virgin vinyl that will not crack, chip, peel or warp (no regrind)
- Multi-chambered frame construction to add strength and thermal efficiency
- Clear 7/8 inch double insulated glass
- Warm edge spacer technology
- Extruded lift rails with no mechanical fasteners that could work loose
- Interlocking meeting rail for a tight seal between sashes
- Top and bottom sashes tilt in for easy cleaning
- Sturdy cam-action locks pull sashes tightly together
- Welded true sloped sill drains to exterior
- Interior Balance System Covers
- Double cam-action locks (in units over 25 inches wide)
- Dual vent latches for more secure ventilation
- Fin seal weather-stripping throughout
- Custom made to fit your openings
- Heavy duty screens with metal reinforced corners



### Enhance your windows with these options:

- We have high performance glass options that meet and exceed Energy Star criteria in every climate zone.
- Full screen to provide ventilation and keep bugs out (1/2 screen standard on DH & Sliders).
- Flat, contoured or etched decorative grids.
- Beige (Camel) Vinyl
- 4 woodgrains and 9 custom exterior colors .
- Obscure privacy glass
- Advanced EZ Clean Glass Coating
- Sound Control Glass



**Most Economical**



We Have a Model to Fit Your Needs

## Pro Essentials Features (3000 Series)

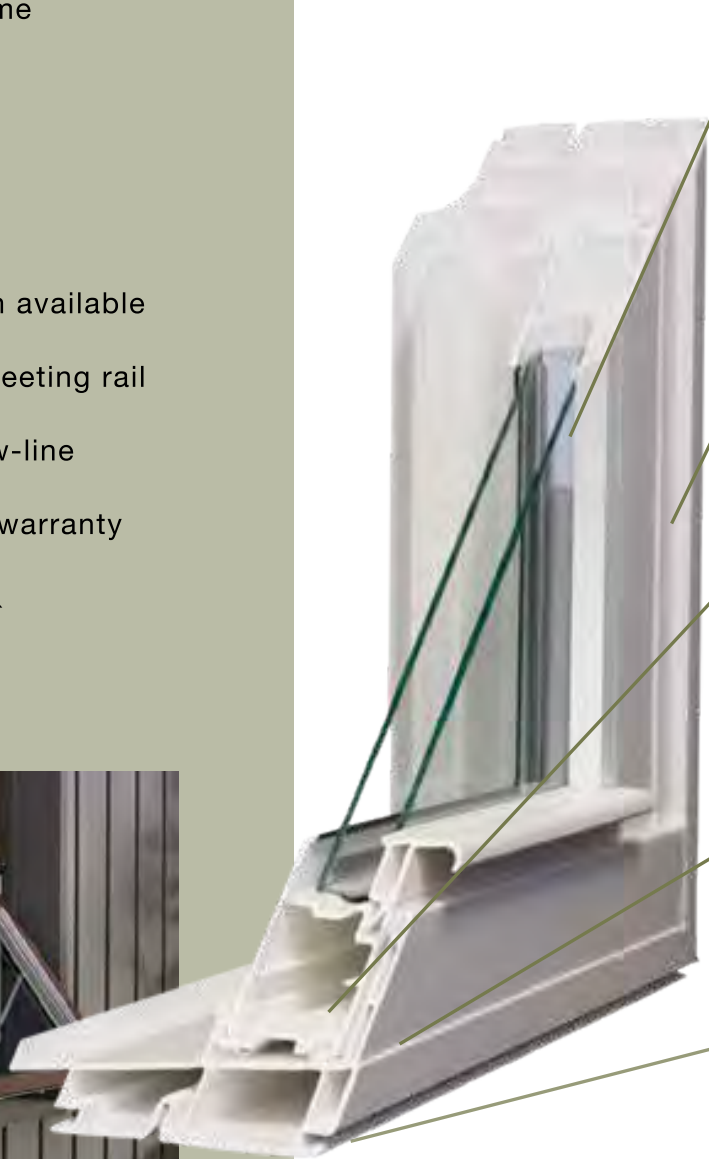
- Includes All Standard Features
- Double pane, single strength glass
- Available in white & beige

# Includes All Standard Features Plus

- Double pane, DOUBLE STRENGTH glass
- Heavy duty contoured frame
- Low profile top sash
- Interior glazing strips
- Upgraded tilt-in latches
- Glass Breakage protection available
- Continuous interlocking meeting rail
- Decorative interior shadow-line
- Upgraded limited lifetime warranty
- Available in white, beige & nine exterior colors



# Pro Line Features (6000 Series)



### EnergyGuard and SmartGuard Glass

Each of our windows and doors is available with special combinations of Low-E coatings, gas fills and multiple panes of glass to keep your home comfortable, no matter where you live.



### Fusion-Welded Frames

The welded corners of our windows and door panels keep them strong and weather-tight year-round.



### Efficient Spacers

Our spacer systems help keep panes secure and improve window performance. Choose EnergyEdge, EnergyEdge+ to make your glass packs even more efficient.




### Weatherstripping

Used in critical areas of your windows and doors, weatherstripping helps keep the elements out.



### SureLok Sill

Our SureLok sill incorporates a sloped design with a hidden, integrated interlock that securely locks the sash to the sill. This unique locking design keeps the weatherstripping intact to ensure lasting durability and enhanced weather-tight performance.





# Pro Line Max View Available Features



## SmartCore Insulation (Optional Upgrade)

Our patented high-density insulation is designed to fill cavities inside your window and prevent cold air from getting into your home. SmartCore insulation provides almost two times the insulating properties of typical fiberglass insulation.



## EnergyGuard and SmartGuard Glass

Each of our windows and doors is available with special combinations of Low-E coatings, gas fills and multiple panes of glass to keep your home comfortable, no matter where you live.




## Fusion-Welded Frames

The welded corners of our windows and door panels keep them strong and weather-tight year-round.



## Efficient Spacers

Our spacer systems help keep panes secure and improve window performance. Choose EnergyEdge, EnergyEdge+ or EnergyTek to make your glass packs even more efficient.



## Weatherstripping

Used in critical areas of your windows and doors, weatherstripping helps keep the elements out.



# High Performance Glass Options



Choose a glass option that's right for your climate and budget.

## NFRC Whole Window U-Factor Comparison

### The Window Source High Performance Glass Options

.22	Smart Guard TripleGlass LowE/Argon*
.25	Smart Guard 366 Double Glass LowE/ Argon
.49	Double Clear Glass
.84	Single Glass

These popular options add high performance LowE coatings and Argon inert gas to each insulated glass unit. The NFRC labeling program sets standards based on independent testing so that you can compare windows with confidence. Lower U-Factors save on heating cost while lower SHGC ratings save on cooling costs. The LowE coating can be optimized for your climate zone to meet ENERGY STAR® guidelines.



National Fenestration Rating Council (NFRC) performance results are for double hung models. All windows are delivered with NFRC labels displaying NFRC and Solar Heat Gain Coefficient (SHGC) certified ratings so you may compare and order with confidence.

All glass data calculated with 7/8 inch glass and 98% argon gas fill 9000 series.

\* IS (Interior Surface) glass options add a lowE coating on the surface of glass facing inside the room which includes a protective coating on top of the lowE to prevent it from being scratched off or cleaned off. Energy Miser IS will meet the current Energy Star U-Factor criteria of .27 with double glass for the Northern Climate Zone.

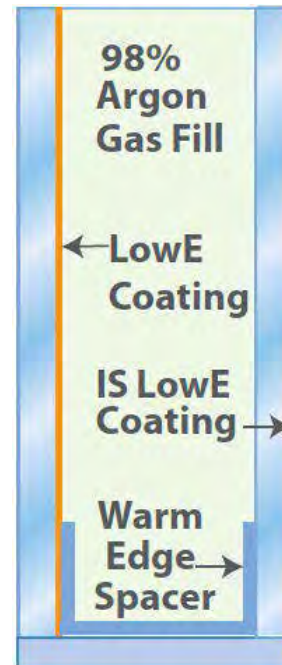
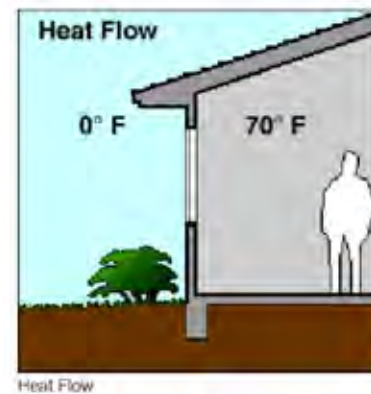
# SHGC Comparison

Solar Heat Gain Coefficient (SHGc) The Lower the SHGc the better the product blocks sun-generated heat. A low SHGc is essential in places like Georgia and the deeper south where this heat can vastly increase cooling costs.

## NFRC Whole Window SHGC Comparison

### The Window Source High Performance Glass Options

.18	Smart Guard TripleGlass LowE/Argon*
.19	Smart Guard 366 Double Glass LowE/ Argon
.70	Double Clear Glass
.81	Single Glass





# Great Homes Deserve Great Windows.

If you're dealing with drafty windows, temporary solutions like sealants and weatherstripping won't keep your home comfortable for long. HarborLight windows will seal out unwanted cold and heat, saving you a bundle on heating and cooling costs. So while Mother Nature stays out, you stay safe and sound all year-round.

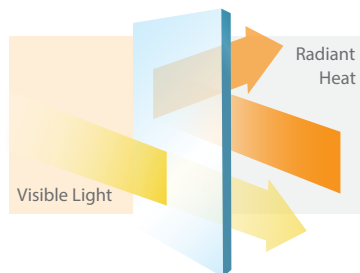
## Highly efficient windows with high standards.

HarborLight windows are built to resist the heat and cold, offering four season comfort. Need proof? We meet or exceed the current standards for ENERGY STAR® Version 6.0 requirements in all 50 states and can exceed the requirements for the Northern Zone with select glass packages.

Windows with a low U-Factor and a low Solar Heat Gain Coefficient rating help to provide comfort all year long. Below are four common ratings that are provided for windows certified by the National Fenestration Rating Council (NFRC), the American National Standards Institute (ANSI) and the American Architectural Manufacturers Association (AAMA). These are some of the same ratings that are used to certify products.

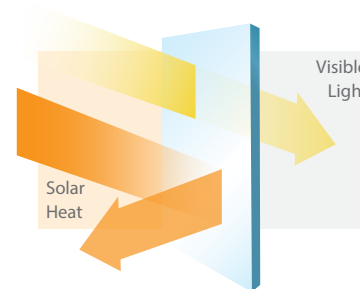
### U-Factor

A measure of the rate of heat flow through a window. The greater a window's resistance to heat flow the better its insulating properties. A lower U-Factor indicates a higher performing window that can help reduce heating and cooling costs.



### Solar Heat Gain Coefficient (SHGC)

The amount of solar radiation allowed to pass through a window. The lower the number, the less solar heat gain the window permits.



### Visible Light Transmittance (VT)

The measure of how much light passes through a window.

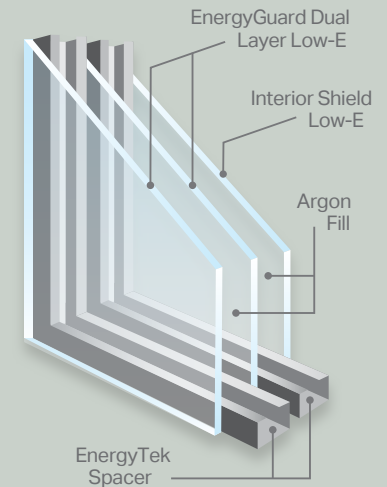
### Structural-Design Pressure (DP)

The amount of wind pressure a window will withstand when closed and locked.

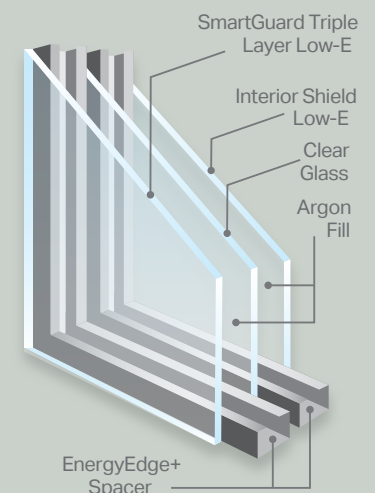
## Top Performing Glass Packages

Based on double hung window configuration

### EnergyGuard 3 IS 0.22 (U-Value) 0.21 (SHGC)



### SmartGuard 3 IS 0.25 (U-Value) 0.18 (SHGC)



# Your Guide to Performance

Choices you should consider to keep in mind when considering energy-efficient windows for your home.

The Difference of

**THE WINDOW SOURCE**  
Where America Shops for Windows and Doors  
*Of Atlanta*

Imagine windows specifically designed to create the welcoming atmosphere you've always wanted. You and your family are safe and secure. You're cozy through every season. Nights are quiet, and days are peaceful. Even your energy bills are lower. There are so many benefits wrapped up in **The Window Source** windows, and they're ready to make your home a personal sanctuary.



## Panes of Glass

Two or three panes of glass decreases the amount of temperature transfer from outside your home.



## Glass Coatings

Thin, virtually invisible Low-E metallic coatings on the glass surface reduce heat transfer and protect against UV rays.



## Interlocking Sill

Unique sloped sill design interlocks securely to the sash, for a weather-tight seal against the elements.



## Gas Fill

Non-toxic gases inserted between the glass panes, instead of air, help further insulate the window and increase efficiency.



## Spacer Systems

Spacers separate and secure the glass panes to optimize the performance and structure of the glass pack.



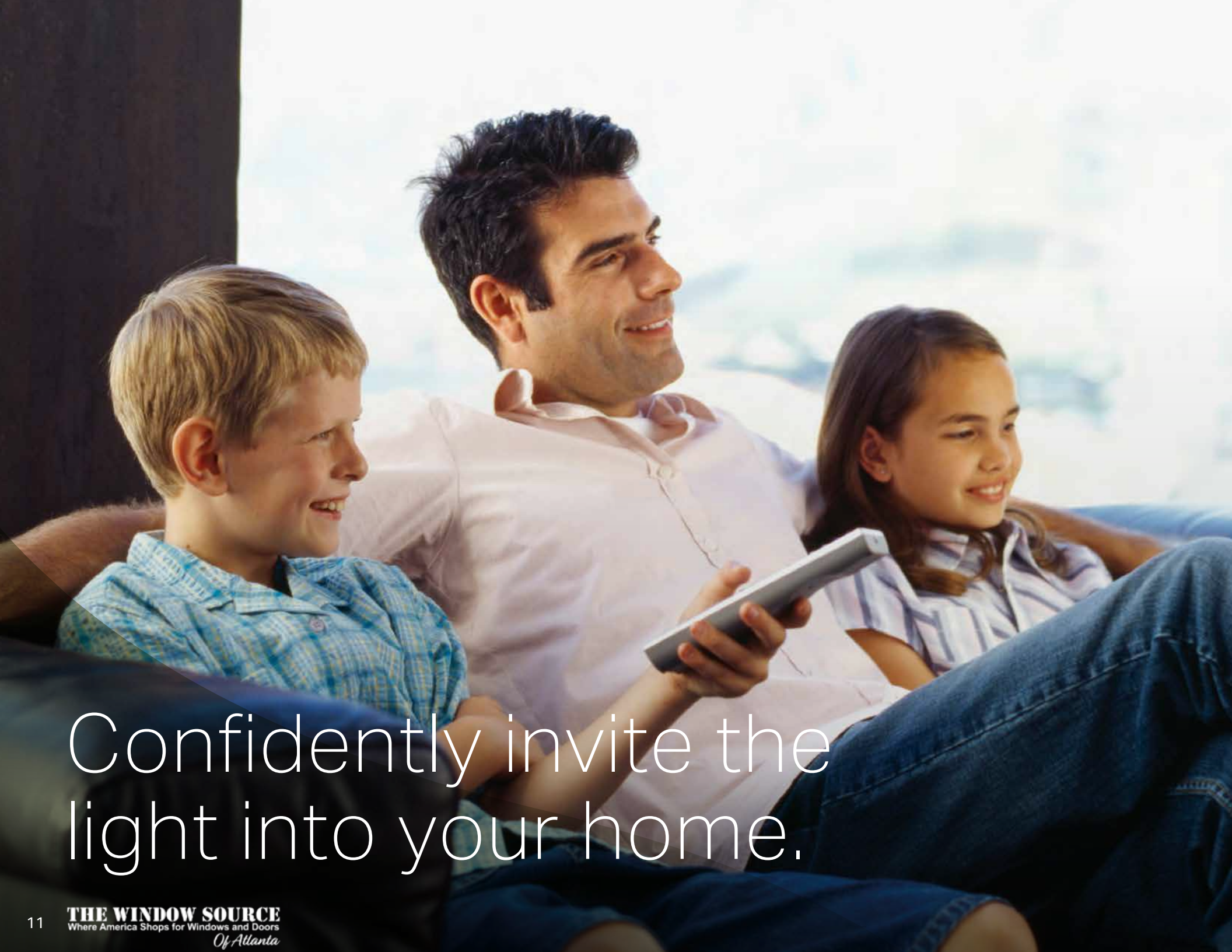
## Sound Transmission

Options like thicker glass, asymmetrical construction and high performance interlayers help keep your home quiet even if it's loud outside.



## Vinyl

UI Vinyl does not peel or chip like painted wood windows, requiring less maintenance over time.



Confidently invite the  
light into your home.

# Keep Interior Colors Bold and Bright.

Letting in a little sunshine is great – until it fades everything inside your home. Our windows feature spectrally-selective Low-E coatings that let in the sun's light while reducing fading by reflecting most damaging UV rays and acting as a sunscreen for furnishings and floors. The result is a more comfortable home year round.

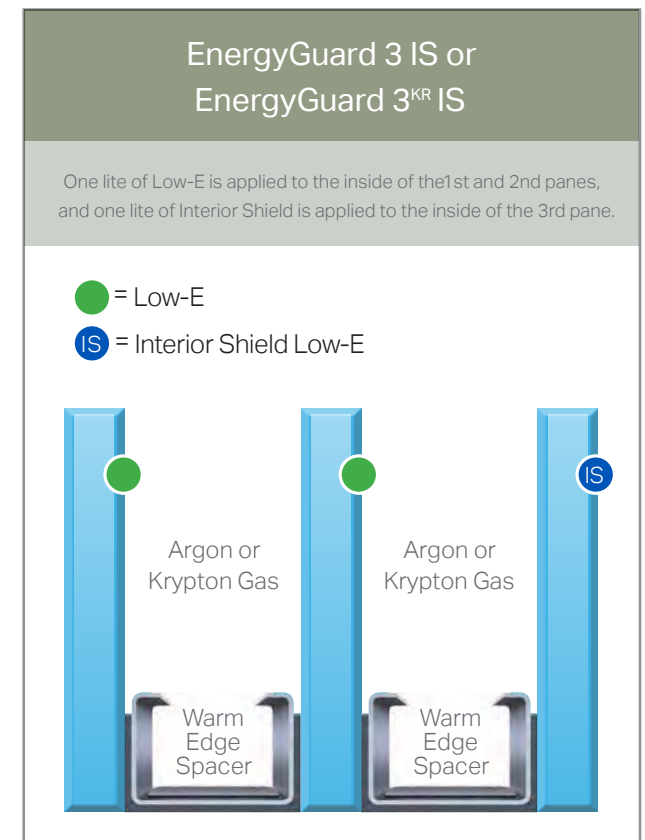
## Efficient Glass Design

Double- or triple-pane glass units with our high-performance Low-E coatings make our windows more energy efficient. When we fill the space between the panes with argon or krypton gas, our windows can reach up to nine times the insulation value of single-pane windows.

## Low-E Options

With Low-E coating options, ComfortSmart windows work to your advantage throughout every season. If you live in a Northern climate zone, EnergyGuard glass systems can keep your home comfy and can help lower heating bills in the winter. How? By allowing some of the sun's heat energy to enter the home to provide passive and free home heating while reducing the heat that escapes from the home.


The same goes for keeping cool in the summer heat. Instead of blocking out the sun with dark drapes or blinds, our Low-E coatings block the sun's damaging rays and reflect heat, keeping your sunny rooms more comfortable. In fact, our glass insulation and Low-E coatings can help block the majority of the sun's damaging UV rays. This means more protection from fading for your furnishings, carpets and floors, and more comfort for you.



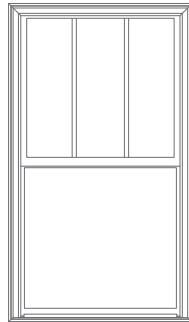
# Make Your Home Uniquely Yours.

## Grille Styles


Whatever shape or style you choose, our grille patterns fit windows perfectly. If you love the classic-appeal of divided lites, keep them especially energy efficient and easy to clean with grilles between the glass. Or opt for simulated divided lites (SDL) with shadow bar for an authentic looking true divided lite.




Colonial




Three over One



Two over One



Perimeter Prairie



Diamond  
(Available in Classic grilles only)



Standard Hardware Finish  
White

Standard Hardware Finish  
Beige



Glue Chip



Obscure



Rain

## Privacy Glass

Obscure textured glass ensures privacy while allowing sunlight to brighten a room. It's ideal for bathrooms.

## Grille Types

HarborLight windows are available with two different grille types: Grilles Between the Glass (GBG), which allow for easy cleaning, and Simulated Divided Lite (SDL) mounted on the outside of the glass, which create a more traditional look.



5/8"  
Classic



1 1/16"  
Williamsburg



7/8" Simulated  
Divided Lite

5/8" Classic


1 1/16" Williamsburg



# Your Guide to Customization

Make each window and patio door your own with a wide range of style options. Whether you want to match your home's current style or create a bold new look, the right style selections can go a long way.


## Exterior Colors




White




Beige




Sandstone




Earthtone




Dark Bronze




Royal Brown



Evergreen



Black



Shark Skin

Heat-Reflective Paint

## Interior Colors



White



Beige


## Woodgrains



Golden Oak



Natural Oak



Colonial Cherry



Rosewood

*All interior colors and woodgrains cannot be combined with all exterior colors. Colors are reproduced as accurately as print technology allows. Please see your Great Lakes Window dealer for actual samples.*



## Window Screens

Our windows come standard\* with half screens. Easy to use and easy to clean half screens springs into the opening, making installing and removing our screens easy. And the low-profile design allows water to cascade over the screen frame, making cleaning a snap.


*\*Not available in casement windows*




**FLEXSCREEN.**

## Grille Styles\*


Looking for a way to accentuate your home's architectural style? Grilles can help create a traditional or contemporary look.



Colonial



Perimeter Prairie



Diamond

\*Visit [GreatLakesWindow.com](http://GreatLakesWindow.com) for all grille style options

## Grille Types

ComfortSmart windows are available with two different grille types: Grilles Between the Glass (GBG), which allow for easy cleaning, and Simulated Divided Lite (SDL) mounted on the outside of the glass, which create a more traditional look.



5/8" Classic



1 1/16" Williamsburg




7/8" Simulated Divided Lite



## Window Hardware Finishes

With ComfortSmart it's easy to choose a hardware finish for your window that complements the other hardware in your home.




White



Beige



Pontiac Gold



Earthtone



Classic Brass



Satin Nickel



Bronze



## Door Handle Finishes

Color coordinate your interior and exterior patio door handlesets to match your décor.

### Standard Handlesets



White Beige Bronze

### Upgraded Lock & Key Handlesets



Satin Nickel Bronze Classic Brass

### Premium Upgraded Handlesets



Satin Nickel Oil-Rubbed Bronze Classic Brass

### EuroGlide Handlesets



White Brushed Nickel Resista Brass Rustic Umber Black

Not all hardware finishes can be combined with all customization options. Please see your Great Lakes Window dealer for specific guidelines.

# Compare Our Glass and Frame Specifications

6000 Series versus 9000 Series



▶ 6000 Series  
Frame Width -



▶ 9000 Series  
Frame Width

## Compare Your View and Preference

Based on 6000 Series Interior  
versus 9000 Series Interior

### ▶ Standard Latch System



### ▶ Easy Tilt Combo Latch







Premium View with Less Frame - Our 9000 Series

# Your Guide to Trim Customization

Make each window and patio door your own with a wide range of style options. Whether you want to match your home's current style or create a bold new look, the right style selections can go a long way.

## Exterior Capping



## TWS Capping Vs. Competitors



## PVC Trim Replacement





# Double Hung Windows


Double Hung windows are the most popular window style because they are extremely versatile and can complement nearly any home style. Both the top and bottom sash tilt in, making it easy to clean from the inside of the home. And because both sashes operate, a double hung window makes it possible to control the airflow by venting at the top or bottom.



**Locking System**  
Sleek cam-action sash locks on double hung windows provide security and performance without compromising beauty.




**Integral Interlock System**  
Provides protection against air infiltration and makes windows more secure.



**Unique SureLok Design**  
This unique locking design keeps the weatherstripping intact for weather-tight performance.



**Weatherstripping**  
Weatherstripping on all primary frame and sash points provides a superior seal to keep your home comfortable year round.



**Ventilation Limit Latches**  
Ventilation limit latches are standard and provide added security while open.



# Sliding Windows

For a more modern look, frame your views and brighten up your rooms with our sliding windows. This horizontal window style opens with the push of a finger, gliding easily on a track and roller system for effortless operation.



### Integral Interlock System

With optional reinforcement provides protection against air infiltration and makes windows more secure.



### Pull Rails and Rollers

Extruded pull rails are installed on left and right sides for ease of operation. Our heavy-duty roller system enables windows to glide open with ease.



### Locking System

Sleek cam-action sash locks on sliding windows provide security and performance without compromising beauty.



### Ventilation Limit

Latches  
Ventilation limit latches are standard and provide added security while open.



### Weatherstripping

Double weatherstripped sash provides extra protection against dust, dirt and noise.



# Casement & Awning Windows

Casement windows are a great choice for contemporary and traditional homes alike. While they close tightly to seal out the elements, they crank open easily and have a sleek ellipse operating handle. Plus, our casement and awning windows can be combined, mullled and stacked with fixed casement picture windows.

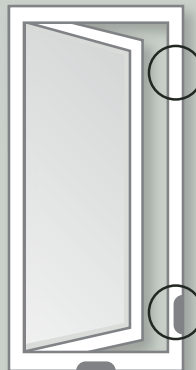
Casement



**Handles and Locks**  
Both casement and awning windows come standard with unique fold-away nesting handle and matching locks.



**Weatherstripping**  
Triple weatherstripped sash provides extra protection against dust, dirt and noise.



**Multi-Point Locking System**  
Our easy to reach multi-point locking system provides unmatched performance and maximum security at the most critical points\* using a single locking handle.



Single-lever locking handle

\* Two, three or four multi-point locks come standard with all casement windows. The number of locks is dependent on the window height.

# Picture & Shape Windows

Like pictures on a wall, beautiful views deserve to be framed. From rectangles to triangles, unique radius designs, our picture windows come in a variety of shapes and sizes that enhance the personality of your home while providing energy efficiency.



## 22 Architectural Shape Options



Triangle



Pentagon



Full Round



Oval



Octagon



Triangle, Left or Right



Rectangle



Eyebrow



Elliptical



Clip Trapezoid, Left or Right



Quarter Circle



Half Circle



Arch Transom



Segmented Arch Transom



Trapezoid Transom, Left or Right



Extended Quarter Circle



True Radius



Extended Eyebrow



### Fusion-Welded Frames

No matter the shape, our fusion-welded construction creates a solid, one-piece unit with no excess variance for long-term durability.



# Double Hung Windows


These windows are popular for multiple reasons. Why? Their classic style, great performance and they're easy to use. They open at the top and bottom for better ventilation and airflow. Both top and bottom sash tilt in for effortless cleaning and the screens are removable from inside the home.



**Tilt-in sashes**  
make it easy to clean from inside your home




**Ventilation limit latches**  
prevent windows from sliding past a certain point when partially opened



**Flush-mounted locks**  
create a sleek, polished look, and optional EZLock system allows you to tilt and securely lock your windows with one simple motion



**Interlocking sashes**  
overlap to help eliminate air infiltration when the window is closed (shown with optional RigidCore)



**RigidCore reinforcement**  
This option can be used to provide extra strength in the meeting rail, helping your windows keep their shape




## Bay & Bow Windows

Our bay and bow windows are available in a wide range of styles and are custom made for a perfect fit whether you're replacing a bay or bow window, or want to install one in a large window opening.



## Garden Windows

Love growing herbs, flowers and plants in your home? Then put them somewhere they can thrive. They let light in on all four sides. And they feature casement-style sidelites that let fresh air in and keep cold temperatures out.




### Seat Insulation

Our bay and bow seats feature a multi-layer construction which consists of two layers of structural support as well as a layer of 3/4" closed-cell insulating foam for premium insulation. The interior is finished with a birch veneer hardwood cap, or can be upgraded to oak.

### Corian® Solid Surface Seat Options



Cameo White Beach Sandstone Dusk



### Locks and fold-away nesting handles

Our locks and nesting handles on our garden windows maintain security while creating a sleek look.

### Interior Frame Head, Seat & Jamb Options

Laminated Interior Options



White Beige

Stained Head and Seat Options



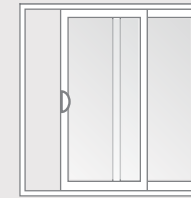
Golden Oak Natural Oak Colonial Cherry Rosewood



# Sliding Patio Doors

Patio Doors are available in two-, three- and four-panel configurations that glide open smoothly to connect your indoor and outdoor living space then close tight to keep your home secure.

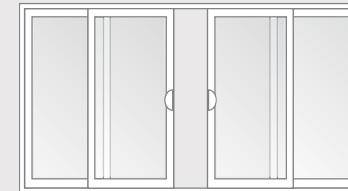
## Configuration Options



Two panel widths: 5', 6', 8'



Three panel widths: 9', 12'



Four panel widths: 10', 12', 16'

Panel heights: 6'8", 6'10", 8'

All widths and heights are customizable.



## EuroGlide® Operating System

Upgrade to the EuroGlide operating system and never struggle to open and close your patio door again. The EuroGlide patio door completely lifts off the sill each time you open it to eliminate all friction and allow the door to slide with ease.

*Door mechanisms, including locking system and threshold differ from those used within Premier Sliding Patio Doors.*




Moving the handle 180° actually lifts the door off the sill, enabling it to glide effortlessly.




### Unique three-point locking system

secures doors at critical points and increases security. Also available in single or dual locking systems



### Fiberglass threshold

adds strength and resists frost and condensation to keep doors operating like new



### Footbolt lock

optional to increase security and peace of mind – even while doors are open



This two-panel Model 9000 patio door in Colonial Cherry woodgrain interior finish features an Oil Rubbed keylock and handle.

**THE WINDOW SOURCE**  
Where America Shops for Windows and Doors  
*Of Atlanta*

The Window Source | 30499 Tracy Road | Walbridge, OH 43465 | 844.247.6226 | [www.GreatLakesWindow.com](http://www.GreatLakesWindow.com)